

WWD300

FEATURES

Temperature range of 80°F to 200°F

30" wide, it's spacious enough for an entrée and several sides

Matches Wolf ovens and ranges, or accepts custom panel

Hidden electronic controls

Automatic shut-off

Rigorously tested in our U.S. manufacturing facilities for decades of use

Exceptional 24/7 support from our Customer Care team in Madison

UL approved for warming towels

Four preset temperatures make it easy to warm favorite foods

Fan assist for even heat distribution that keeps juicy foods juicy, crisp foods crisp

Removable rack lets you double-stack items

Full-extension drawer for easy access to foods

Removable stainless steel drawer pan for easy clean-up

ACCESSORIES

6-Piece Container Set

Stainless steel 2" thick drawer front for installation with Wolf outdoor grill

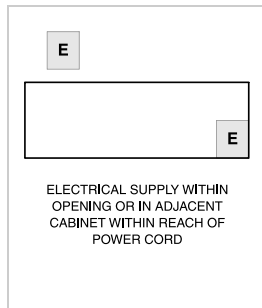
Accessories available through an authorized Sub-Zero dealer.
For local dealer information, visit subzero-wolf.com/locator.



PRODUCT SPECIFICATIONS

Model	WWD300
Capacity	1.6 cu ft
Weight	100 lb
Electrical Supply	120 VAC, 60 Hz
Electrical Service	15 amp dedicated circuit
Power Cord Length	3 feet
Receptacle	3-prong grounding-type

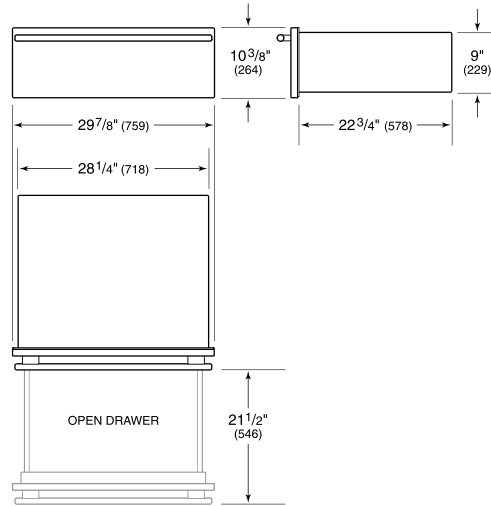
ELECTRICAL



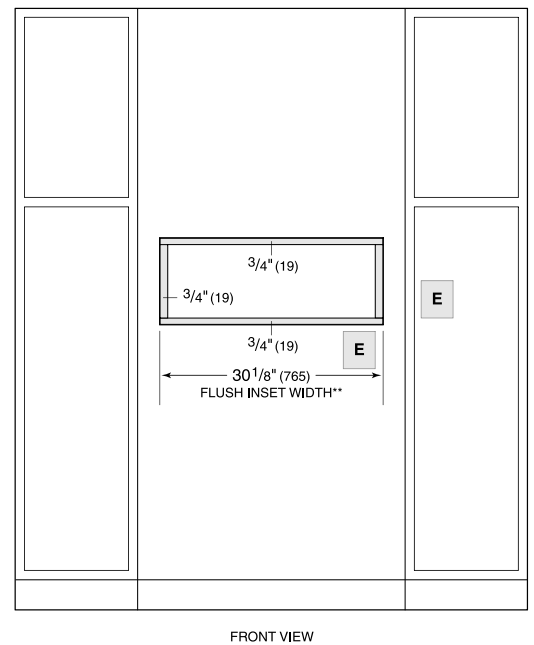
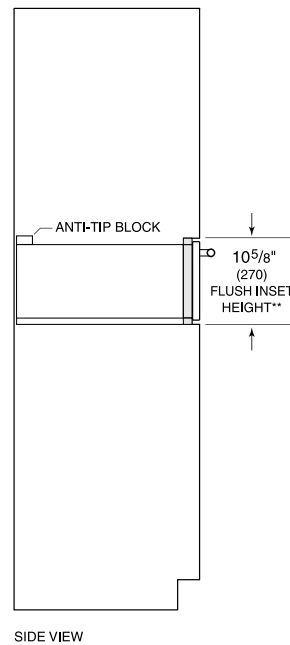
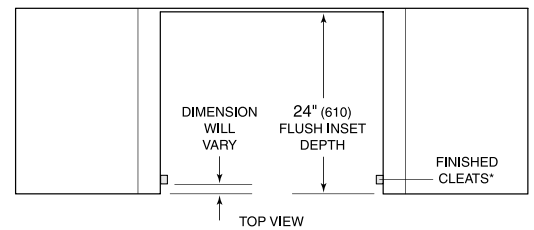
INSTALLATION WITH FRONT PANEL

Accessory front panels may affect overall product dimensions and opening dimensions. Refer to [Reveal](#) for more information.

DIMENSIONS



FLUSH INSTALLATION



*Will be visible and should be finished to match cabinetry.
 **Dimension provides minimum reveals.
 NOTE: Location of electrical supply within opening may require additional cabinet depth.